


# XFINITY® TV Set-Top Box

## Inside the Box.




XFINITY  
Set-Top Box



XFINITY folder  
Activation  
Information  
card



Universal  
remote with  
2 AA batteries



HDMI

HDMI cable  
For HD  
customers only




Coax

Coax cable



Coax

Coax cable



Power

Power  
cord

For DIY Videos, Activation and FAQs:

Go to [www.comcast.com/selfinstall](http://www.comcast.com/selfinstall) — or — scan

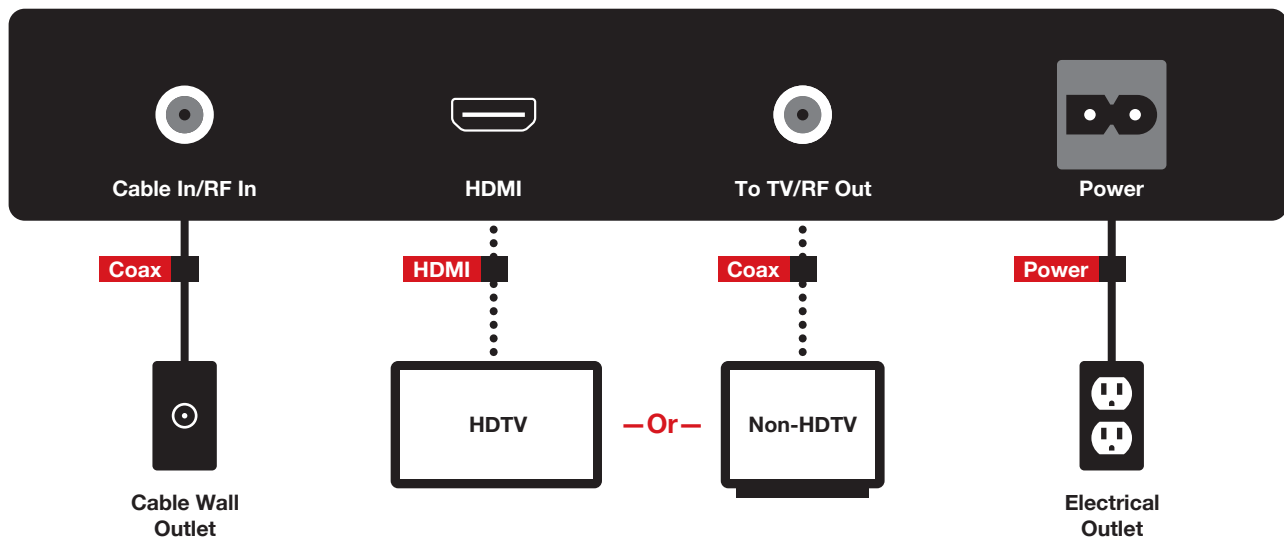


# 1 SET UP & CONNECT

## Connect.

### XFINITY Set-Top Box (Back)

Actual device may vary.



Connect a coax cable from your cable wall outlet to the **Cable In/RF In** connection on your set-top box. Make sure this connection is finger tight.

*You may only need one coax cable for your set-top box connection, so select the length that suits your needs.*

For the best HD picture quality, connect the HDMI cable from the **HDMI** connection on your HDTV to the **HDMI** connection on your set-top box.

*If you are using the HDMI cable, you will only use one coax cable for your set-top box connection.*

**-Or-**

Connect the other coax cable from the **Cable In/RF In** connection on your TV to the **To TV/RF Out** connection on your set-top box. Make sure this connection is finger tight.

Plug the power cord into your set-top box, then into an electrical outlet.

*Refer to your XFINITY folder for alternate connection information.*

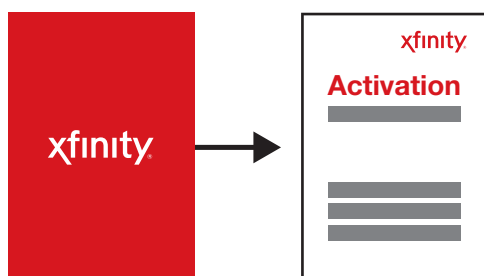
# 2 POWER UP & ACTIVATE

# Activate.

[www.comcast.com/activate](http://www.comcast.com/activate)



Turn your TV on. Make sure that your TV is set to the proper input or channel (3 or 4).



To activate your service, you will need the Activation Information card found in your XFINITY folder.

If you have other XFINITY devices to connect, complete those connections now so you can activate all your devices at once.

**To Activate:**  
[www.comcast.com/activate](http://www.comcast.com/activate)

— or —

1-855-OK-BEGIN (1-855-652-3446)



**Don't forget to program your remote control!**

To program your remote to your TV, refer to the instructions with your remote. Or go to [www.comcast.com/remotes](http://www.comcast.com/remotes).



Need help? For troubleshooting tips, go to [www.comcast.com/selfinstall](http://www.comcast.com/selfinstall) or refer to your XFINITY folder.